



TECHNICAL DATA SHEET

PC 404FL AP

CONTENTS

A. MATERIAL DESCRIPTION

B. MATERIAL PROPERTIES

- 1. Liquid**
- 2. Cured**
- 3. Viscosity Profile**
- 4. DMTA Analysis Data**
- 5. TMA Analysis Data**

D. APPENDIX

- 1. Test Equipment**
- 2. Test Method**

A. MATERIAL DESCRIPTION

PC-404FL AP coating is a radiation-curable acrylate useful for polymer cladding making processes. PC-404FL AP coating has suitable glass transition temperature, rapid cure property, non-yellowing, thermal resistance, high oxidative and hydrolytic (moisture) stability, which are required by optical fiber industry applications.

1. CURING CONDITION

Minimum UV dose of PC-404F for complete cure is 1000 mJ/cm² under a nitrogen environment. However, the minimum dosage is heavily dependent upon the thickness of the PC layer.

2. STORAGE

PC-404FL AP polymer cladding coating can polymerize under improper storage conditions. Store materials away from direct sunlight and presence of oxidizing agents and free radicals. Storage temperature range is between 15°C to 27°C.

3. PRECAUTION

PC-404FL AP polymer cladding coating materials can cause skin and eye irritation after contact. Therefore, avoid direct contact with these materials. If contact occurs, immediately rinse affected areas copiously with water.

4. NOTES

The information contained herein is believed to be reliable but is not to be taken as representation, warranty or guarantee and customers are urged to make their own tests.

B. MATERIAL PROPERTIES

1. LIQUID

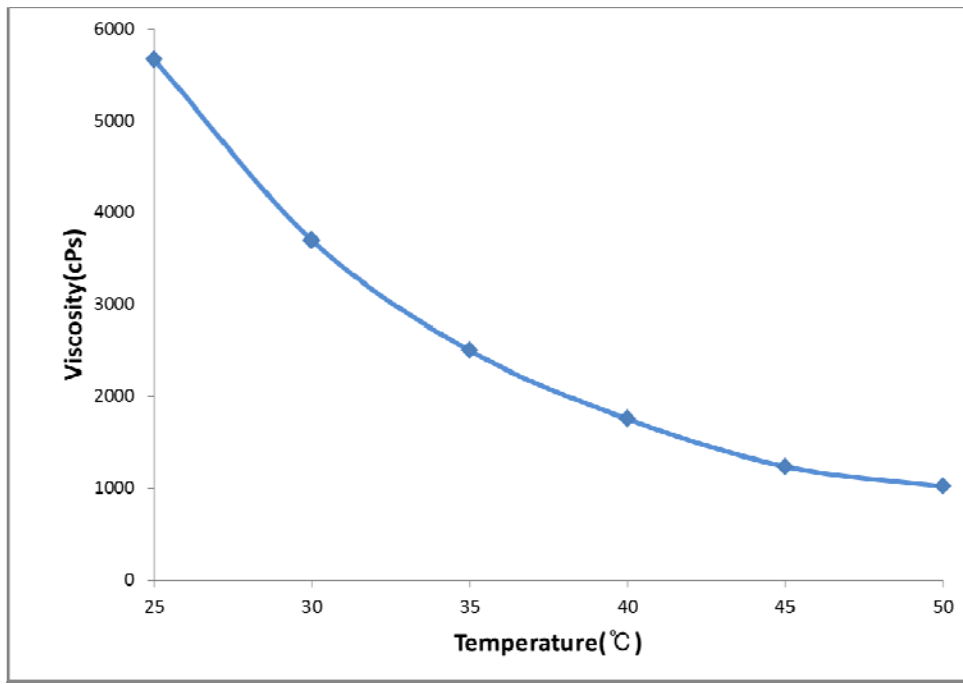
Viscosity	at 25 °C	4900 cPs ± 300
Density	at 24 °C	1.50 ~ 1.55 g·cm ⁻³
Refractive Index	at 25°C, 589 nm	1.396 ± 0.005

2. CURED

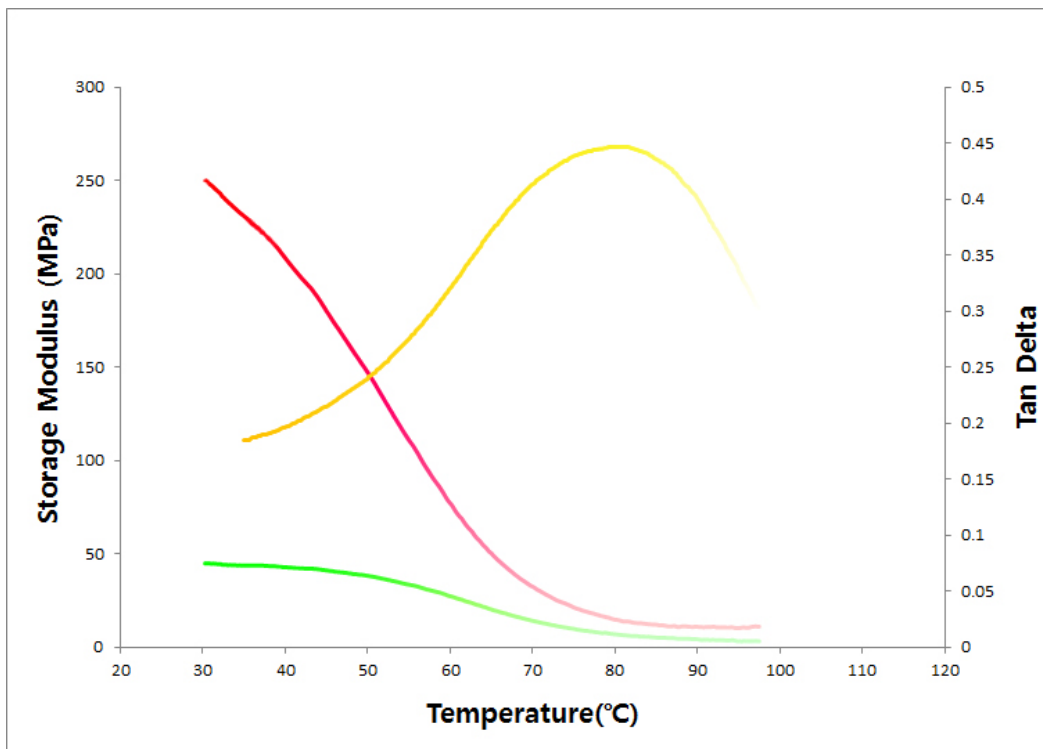
Refractive Index	at 852 nm	1.404 ± 0.005
Secant Modulus	At 2.5% Strain	180 ~ 220 Mpa
Tensile Strength	at Break	11.0 ~15.0 MPa
Elongation	at Break	15~30 %
Glass Transition Temperature	At Tan_delta Max	82.5 °C
Coefficient of Expansion	At 30 °C ~ 60 °C	18.90 X10 ⁻⁵ cm/(cm °C)
Shrinkage	on Cure	< 11.5 %

The information contained herein is believed to be reliable but is not to be taken as a representation, warranty or Guarantee. Customers are urged to perform their own process and QC tests.

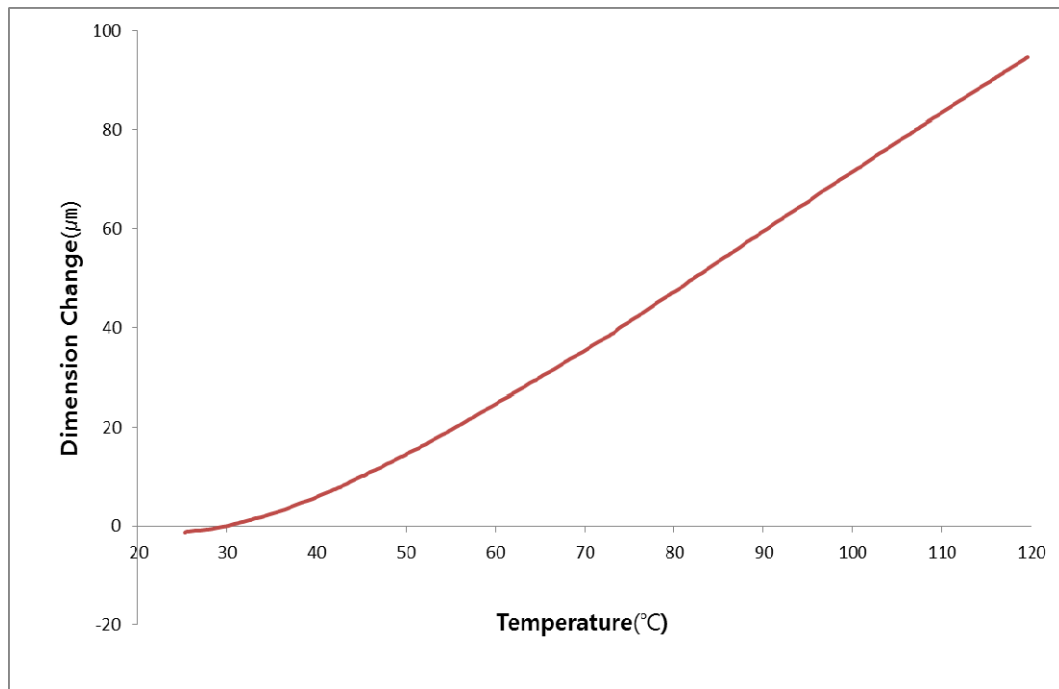
3. Viscosity Reference



4. DMTA Analysis Data



5. TMA Analysis Data



C. APPENDIX

1. TEST EQUIPMENT

	Test Equipment
Viscosity (cPs)	Brookfield DV II+ or DV III+
Refractive Index (uncured)	Abbe refractometer
Density (g/cm ³)	Pycnometer
Refractive Index (cured)	Prism Coupler / Abbe refractometer
Shrinkage On Cure	Pycnometer
Secant Modulus (kgf/mm ²)	Instron 4443 UTM
Elongation (%)	Instron 4443 UTM
Tensile Strength (kgf/mm ²)	Instron 4443 UTM

2. TEST METHOD

Viscosity (cPs)	ASTM D-1084 Method B	V = fs V=Viscosity of sample in centipoises f=Scale factor furnished with instrument s = Scale reading of viscometer
Refractive Index	ASTM D 542 – 50	
Density (g/cm ³)	ASTM 1475	D = (W – w)/V V =Volume of container(mL) W = Weight of the filled container w = Weight of the empty container D = Density (g/mL)
Shrinkage On Cure	ASTM D-792	X = (a x d) / (b + a – m) % Shrinkage = (X-d)/d a = Sample Weight d = Specific Gravity of Uncured Sample b = Weight of Pycnometer and water m = Weight of Water and Sample in Pycnometer e = Weight of Pycnometer
Secant Modulus (kgf/mm ²)	ASTM D-638	
Elongation (%)	ASTM D-638	(L – L₀) / L₀ X 100 L ₀ = Length of initial L=Length at break point
Tensile Strength (kgf/mm ²)	ASTM D-638	P/ (T X W) T = Film Thickness, P= Tensile pull to rupture W= Width of Film